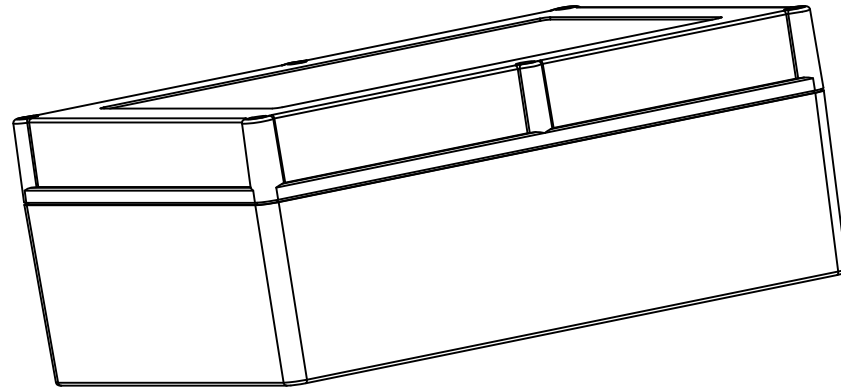
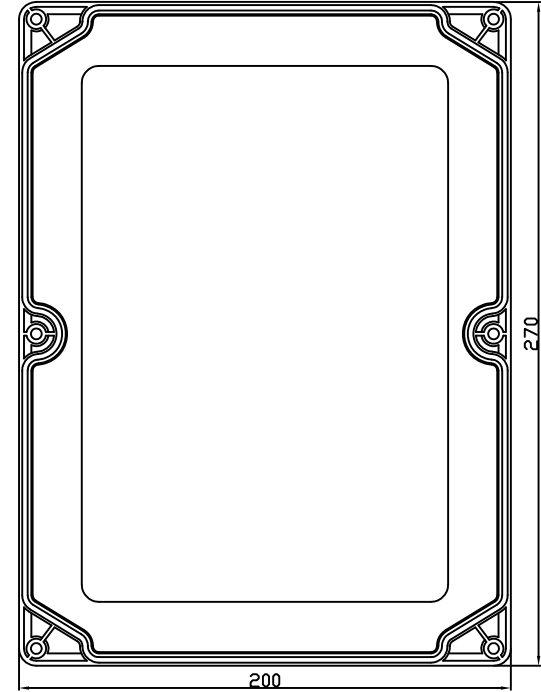
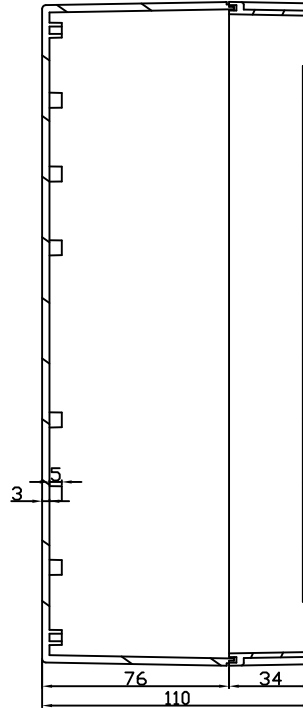
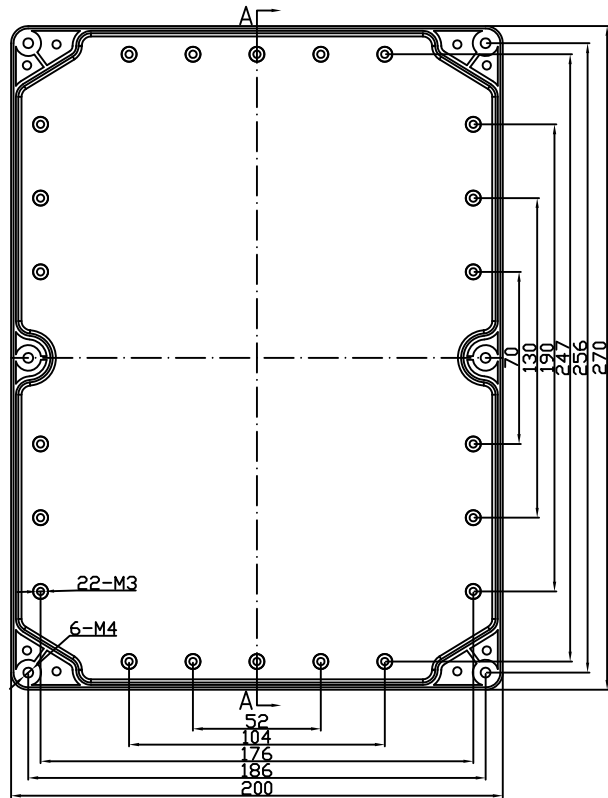


REVISION RECORD				
REV	ECD	DESCRIPTION	DRFT	CHKD



MM (INCH)		DRAWN	NAME	DATE	E:\new logo.jpg		EVEREST	
TOLERANCES EXCEPT AS NOTED		CHECKED	Aaron	01/15/2015	WWW.EVERESTCASE.COM		TITLE	
MM		ENG APPR.			MATERIAL : ABS		PW098	
.0 ± 0.3	±				QT'Y :		DRAWING NO. PW098	
.00 ± 0.2	±				FINISH:		/PART NO. 00	
.000 ± 0.1	±				SCALE : 1:1		DO NOT SCALE DRAWING	
ANGLES ± 5°		FIRST ANGLE PROJECTION		SCALE : 1:1		SHEET 1		SIZE A4
						OF 1		REV