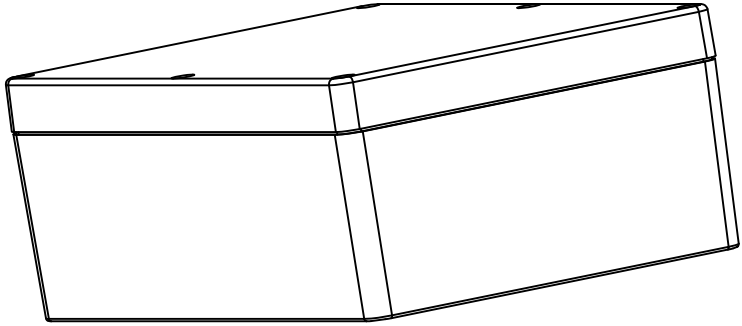

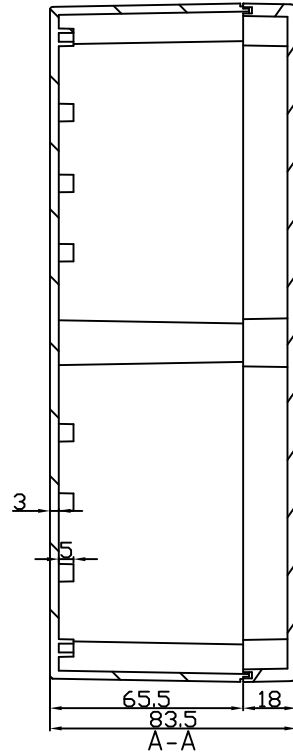
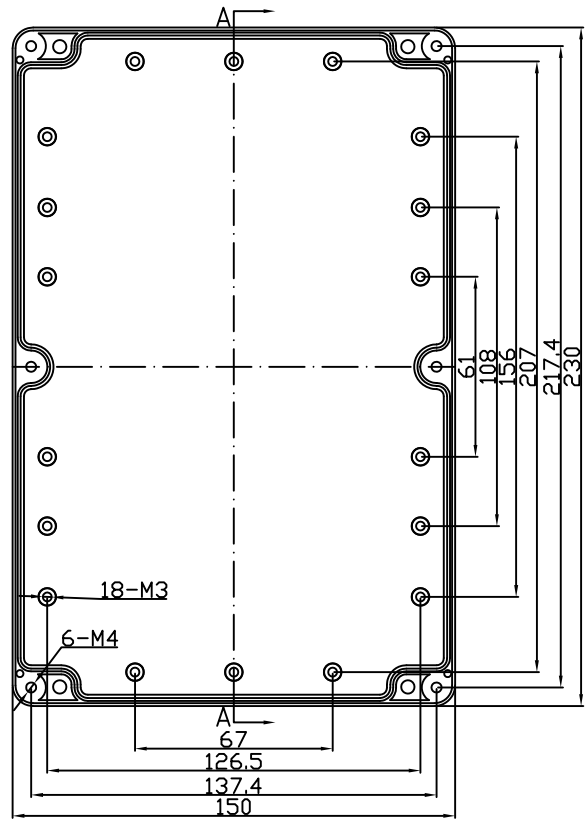


REVISION RECORD				
REV	ECD	DESCRIPTION	DRFT	CHKD



DETACHED LISTS			DRAWN	NAME	DATE	 EVEREST WWW.EVERESTCASE.COM	TITLE			
	TOLERANCES EXCEPT AS NOTED		CHECKED	Aaron	01/13/2015		PW028			
	MM	±	ENG APPR.				DRAWING NO. PW028		SIZE	REV
	.0 ± 0.3	±					/PART NO. 00		A4	
.00 ± 0.2	±	MATERIAL : ABS		QT'Y :		DRAWING NO. PW028		SIZE	REV	
.000 ± 0.1	±	ANGLES ± 5°		SCALE : 1:1		DRAWING NO. PW028		A4		
FIRST ANGLE PROJECTION		SCALE : 1:1		DO NOT SCALE DRAWING		SHEET 1		OF 1		